



# Aquarium

CROCHET



by Claudia Giardina

2017



# Table of Contents

Starfish  
Lettuce Coral  
Seaweeds  
Fungia  
Porifera  
Anemone  
Octopus  
Crab  
Turtle  
Oyster  
Shell  
Coral  
Seahorse  
Angel Fish  
Clown Fish




# Maps





 CH: chain

 ST: slip stitch

 SC: single crochet

 HDC: half double crochet

 DC: double crochet

 TC: triple crochet


SC o HDC o DC o TC together:  
amount of stitches worked in the same stitch

PT: Begin 3 CH. Work 1 SC in the first CH

 Start chain

 End chain

 Colour of thread

 3+1 CH: Work 3 CH + 1 CH  
in place of the first stitch

( ) Amount of stitches in the round

 Easy

 Medium difficulty

 Difficult

# Materials



Cotton Yarn # 5  
Hook 1.90 mm



Wire 0.6 mm



Foam



Glass bowl tank



Pebbles stone



Floral foam



# Materials



• Pearls and Seed beads •



• Transparent gems •



• Transparent thread •



• Fabric glue •



• Transparent glue •



• Toothpick •



# Anemone



## BODY

- **1 Rnd:** Magic ring. Work 3 CH, 9 DC.  
Pull loose yarn end to tighten circle. Join with 1 st.
- 2 Rnd:** \*2 SC together, 1 SC\*. Repeat \*\* (15 SC).
- 3 Rnd:** \*2 SC together, 2 SC\*. Repeat \*\* (20 SC).
- 4 Rnd:** 20 SC.
- 5 Rnd:** 20 SC.
- 6 Rnd:** \*Skip 1 stitch, 3 SC\*.  
Repeat \*\* (15 SC).
- 7 Rnd:** 15 SC.
- 8 Rnd:** 15 SC.
- Filling.
- 9 Rnd:** \*Skip 1 stitch, 2 SC\*.  
Repeat \*\* (10 SC).
- 10 Rnd:** 10 SC.
- 11 Rnd:** 10 SC.
- 12 Rnd:** \*2 SC together, 1 SC\*.  
Repeat \*\* (15 SC).  
Break off yarn.



13

## TENTACLES

- **1 Rnd:** Magic ring. Work 2 CH, 15 HDC.  
Pull loose yarn end to tighten circle. Join with 1 st.
- **2 Rnd:** Join the Tentacles at Body working: 13  
\*1 SC. Begin 7+1 CH and work 7 ST\*. Repeat \*\*.  
Join with 1 ST. Break off yarn.